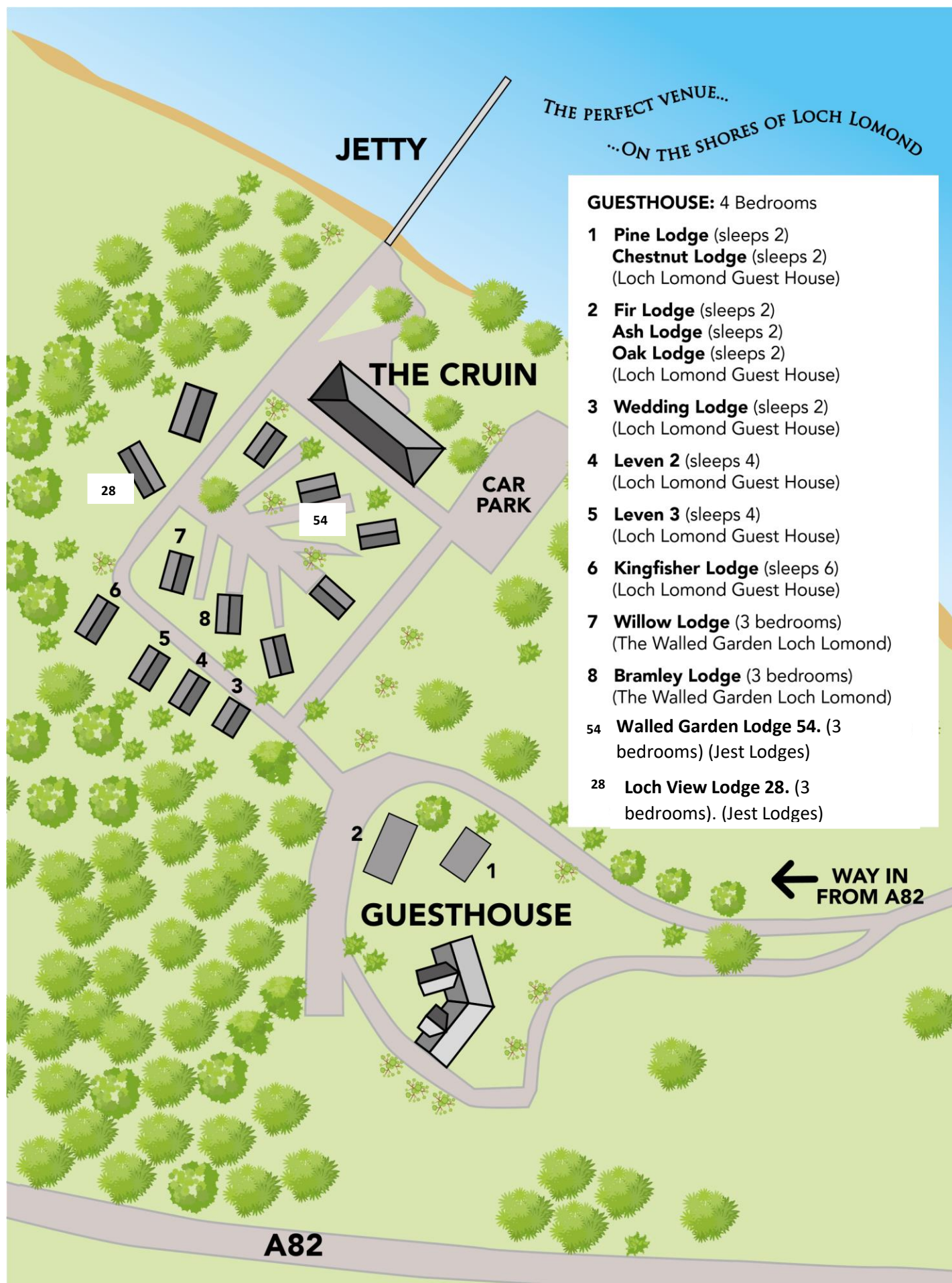


THE CRUIN



THE CRUIN



THE PERFECT VENUE...
...ON THE SHORES OF LOCH LOMOND

GUESTHOUSE: 4 Bedrooms

- 1 **Pine Lodge** (sleeps 2)
Chestnut Lodge (sleeps 2)
(Loch Lomond Guest House)
- 2 **Fir Lodge** (sleeps 2)
Ash Lodge (sleeps 2)
Oak Lodge (sleeps 2)
(Loch Lomond Guest House)
- 3 **Wedding Lodge** (sleeps 2)
(Loch Lomond Guest House)
- 4 **Leven 2** (sleeps 4)
(Loch Lomond Guest House)
- 5 **Leven 3** (sleeps 4)
(Loch Lomond Guest House)
- 6 **Kingfisher Lodge** (sleeps 6)
(Loch Lomond Guest House)
- 7 **Willow Lodge** (3 bedrooms)
(The Walled Garden Loch Lomond)
- 8 **Bramley Lodge** (3 bedrooms)
(The Walled Garden Loch Lomond)
- 54 **Walled Garden Lodge 54.** (3 bedrooms) (Jest Lodges)
- 28 **Loch View Lodge 28.** (3 bedrooms). (Jest Lodges)



Directions:

From Glasgow, take the A82 towards Loch Lomond. On the A82 just after the main roundabout turning to Balloch, take the turn off on the right hand side at Duck Bay. Follow the road and signs to the left.

From Stirling follow the A811 to Balloch then take the A82 as per above.

From North, take the A82 towards Balloch. Just before the main roundabout to


Balloch take a left turn at Duck Bay.

ACCOMMODATION

GUESTHOUSE: 4 Bedrooms

- 1 **Pine Lodge** (sleeps 2)
Chestnut Lodge (sleeps 2)
(Loch Lomond Guest House)
- 2 **Fir Lodge** (sleeps 2)
Ash Lodge (sleeps 2)
Oak Lodge (sleeps 2)
(Loch Lomond Guest House)
- 3 **Wedding Lodge** (sleeps 2)
(Loch Lomond Guest House)

- 4 **Leven 2** (sleeps 4)
(Loch Lomond Guest House)
- 5 **Leven 3** (sleeps 4)
(Loch Lomond Guest House)
- 6 **Kingfisher Lodge** (sleeps 6) (Loch Lomond Guest House) 7 **Willow Lodge** (3 bedrooms)
(The Walled Garden Loch Lomond)
- 8 **Bramley Lodge** (3 bedrooms)
(The Walled Garden Loch Lomond)
- 54 **Walled Garden. Lodge 54** (3 bedrooms)
(Jest Lodges)
- 28 **Loch View. Lodge 28** (3 bedrooms)
(Jest Lodges)



THE CRUIN

For Guesthouse and lodges:

1, 2, 3, 4, 5, 6 contact:

07762 765 273


www.thelochlomondguesthouse.com

Lodge 7 & 8: **07595 186 663**

www.thewalledgardenlochlomond.com

Lodges 28 & 54 **01389 850 701**

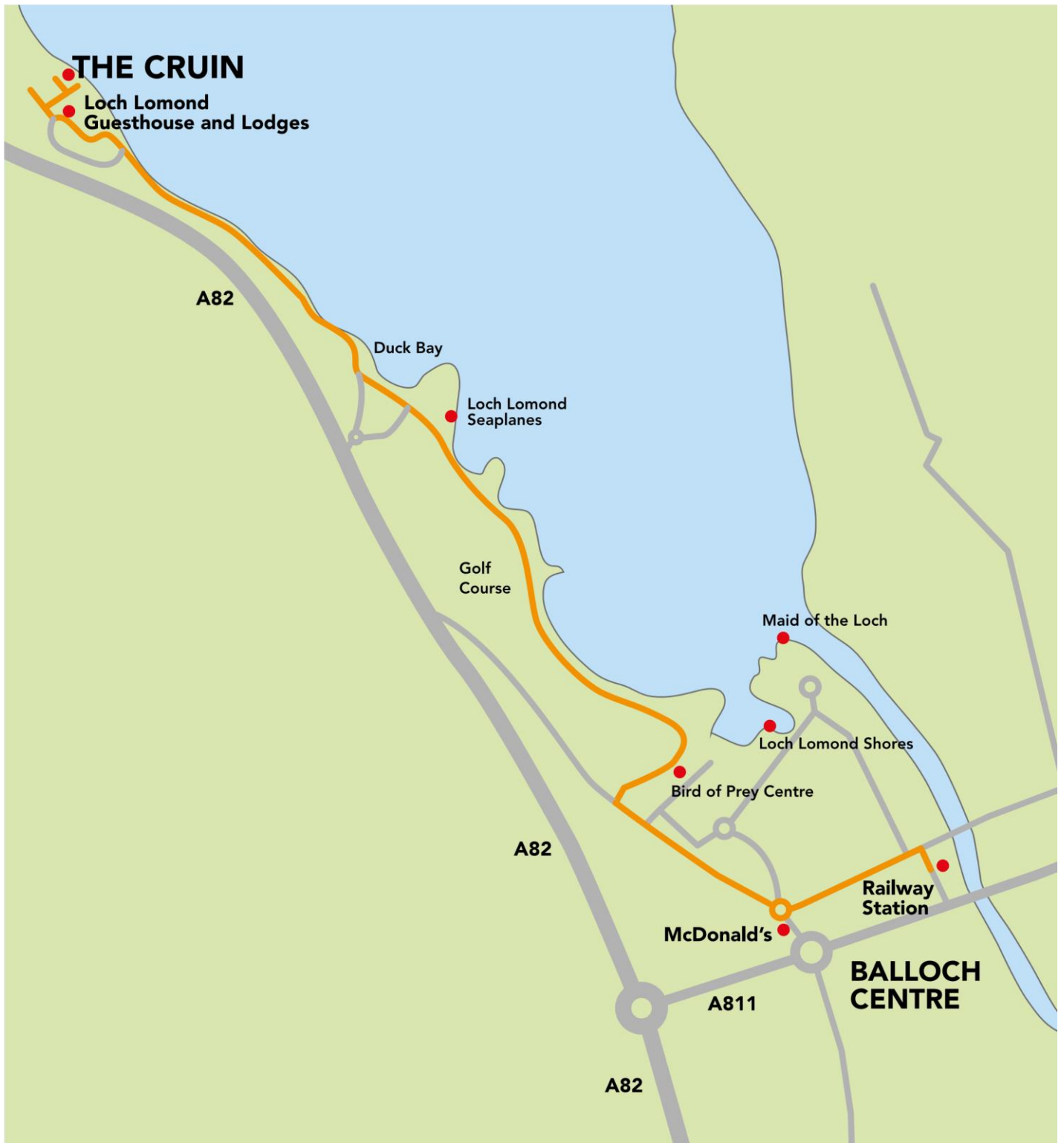
www.jestlodges.com



THE CRUIN



info@thecruin.com





Walking to the Cruin from Balloch Railway Station, takes approximately 45 minutes - take the scenic orange route along the shore edge of Loch Lomond indicated.



t: 01389 850263
info@thecruin.com